

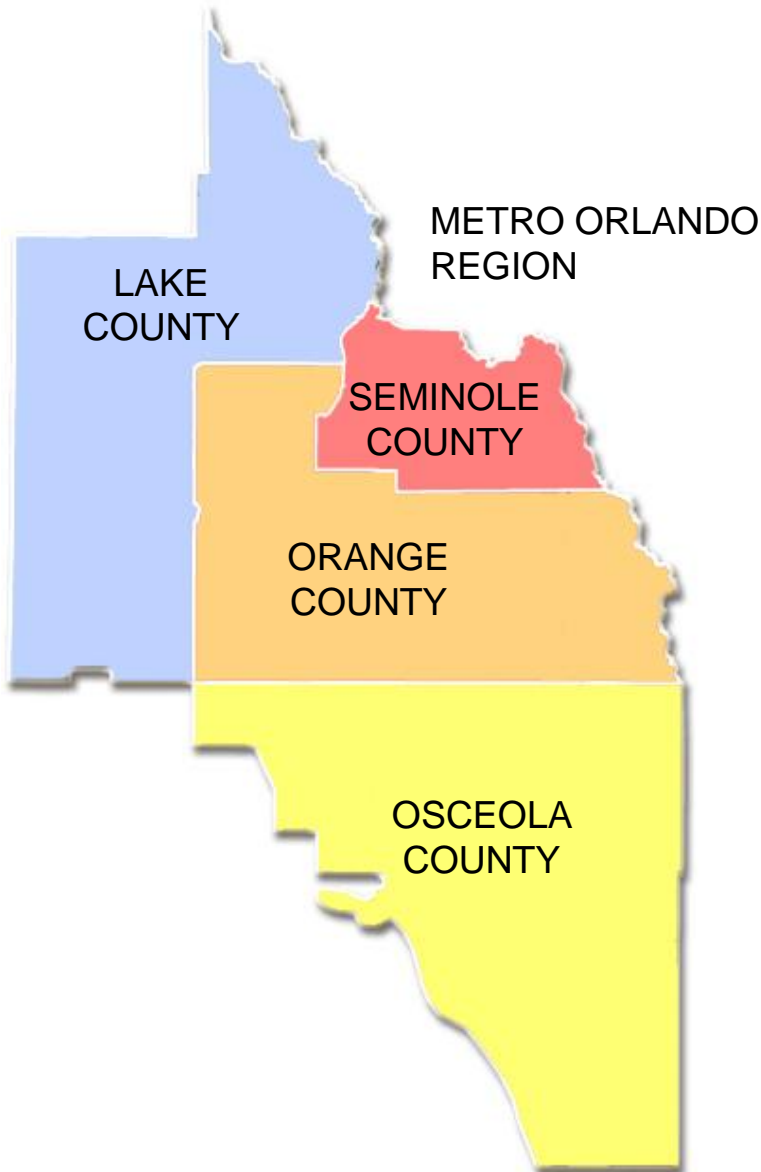


OPPORTUNITY 





- Overview
- Year in Review and Results
- EDC Value Proposition
- Lake County Positioning



Public-Private Partnership:

- 70% Private Funding
- 30% Public Funding



- Recruit New Companies & Jobs
- Assist Existing Job Growth
- Support Entrepreneurial Start-Ups
- Attract Film and Television Production

Targeted Industry Sectors



- Aerospace & Defense
- Business Services
- Corporate & Regional Headquarters
- Digital Media
- Energy
- Film & Television
- Hospitality, Entertainment & Corporate Services
- Information Technology
- Life Sciences
- Manufacturing & Distribution



- Restructuring and Refocus
- Increase Resources for Business Development
- Business Process Improvement
- RED Team Engagement
- Lake County Representation



Results Compared to Goal

FY 2010-11		RESULTS	GOAL
Jobs (new/retained)*	Established	4,033	3,200
Square Footage	Established	524,583	900,000
Film & Television Production Days		434	472

**projected three year impact*



1. Region is the right frame for success.



1. Region is the right frame for success.
2. Increased impact of public/private leverage.

\$0.30 = \$1.00



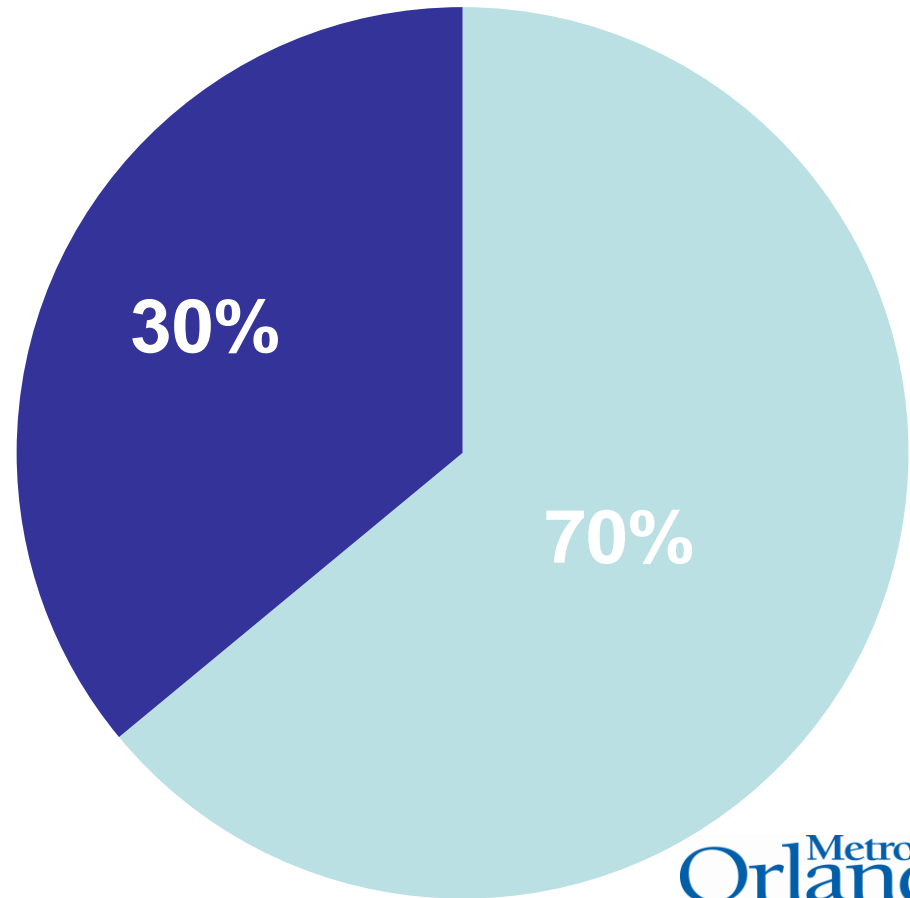
1. Region is the right frame for success.
2. EDC provides public/private leverage.
3. **Fair and Equitable public funding formula.**



EDC Funding Breakdown

▲ Private Investment – 70%

▲ Public Investment – 30%





1. Region is the right frame for success.
2. EDC provides public/private leverage.
3. Equitable public funding formula.
4. **Level playing field and transparency.**

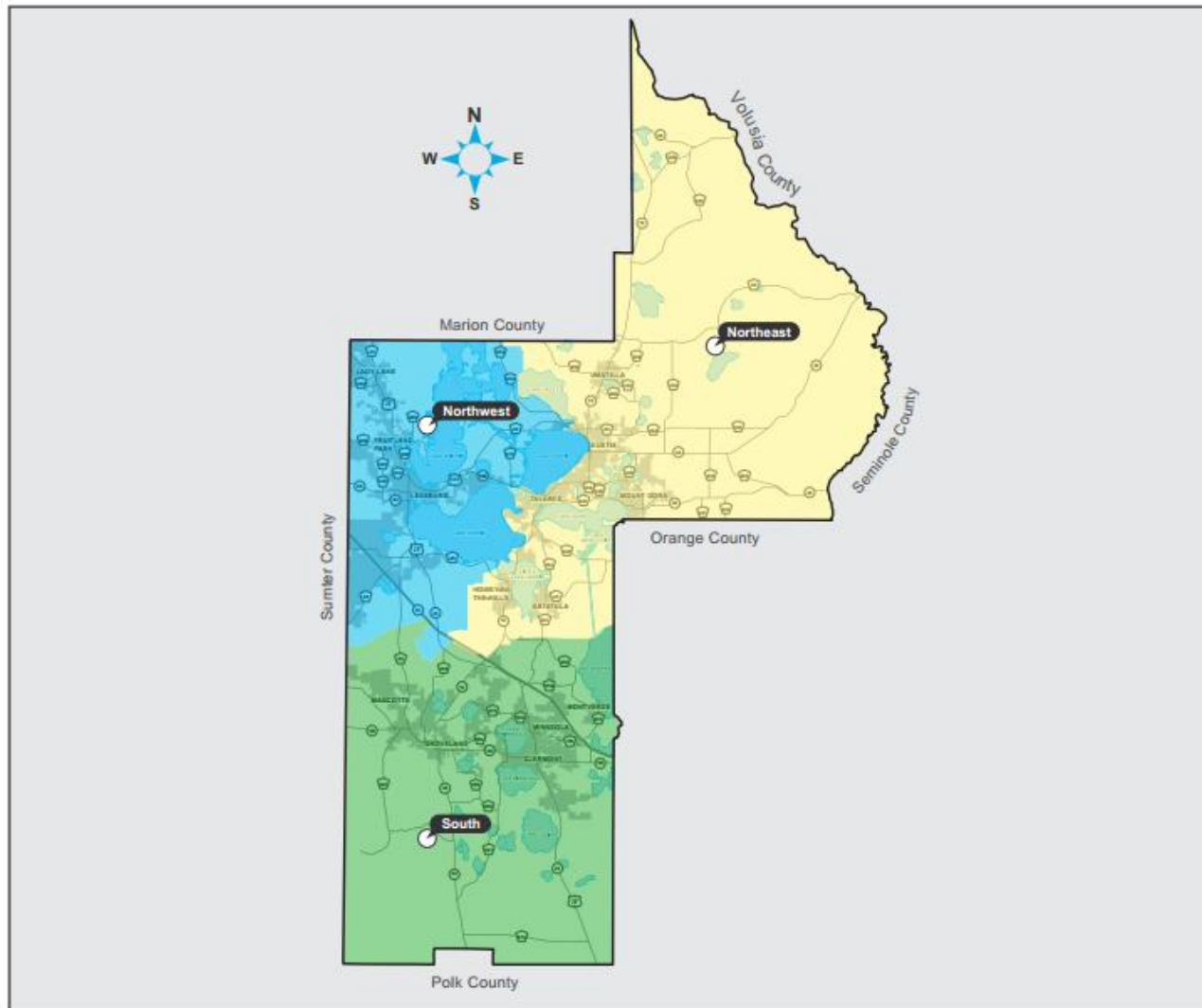


1. Region is the right frame for success.
2. EDC provides public/private leverage.
3. Equitable public funding formula.
4. Level playing field.
5. **Support for product improvement.**

EDC Value Proposition



Lake County Micro-Regions





1. Region is the right frame for success.
2. EDC provides public/private leverage.
3. Equitable public funding formula.
4. Level playing field.
5. Support for product improvement.
6. **Direct ROI.**

EDC Value Proposition



Lake County Impact – FY 2010-11

	Lake County	%	TOTAL
Projects	2	10.5%	19
Total Jobs* <i>(projected 3 year impact)</i>	230	5.7%	4,033
Square Feet	40,000	7.6%	524,583
Capital Investment	\$1,700,000	3.9%	\$43,615,742
Average Wage	\$26,304	60.7%	\$43,330
Public Sector Funding	\$288,000	17%	\$1,693,785
Total Fiscal Impact <i>*(10 year NPV)</i>	\$398,496	7.5%	\$5,304,167
Public Sector Return on Investment (ROI)	\$1.38	30%	\$4.57



1. Engaged County Leadership





1. Engaged County Leadership
2. Enhanced ED Department

Lake County Positioning



Your County: lakecountyfl.gov | Your Business: businessinlakefl.com | Your Destination: visitlakefl.com | Your Sports: sportsinlakefl.com



LAKE COUNTY, FL

Economic Development

Start your search here..

[Why Lake](#) | [Community Profile](#) | [Business Support](#) | [Business Attraction](#) | [News](#) | [About Us](#)



Why Lake

Our prime location and business-friendly approach make Lake County the perfect location to live, work and play.

[Opportunity Centers](#)

[Economic Coordinators](#)

[Site Selection](#)

Recent News

Jun
06/05

Lake County Economic Development reminds community of upcoming "A Year in Review" events

[Read More](#)

Welcome to Lake County, FL

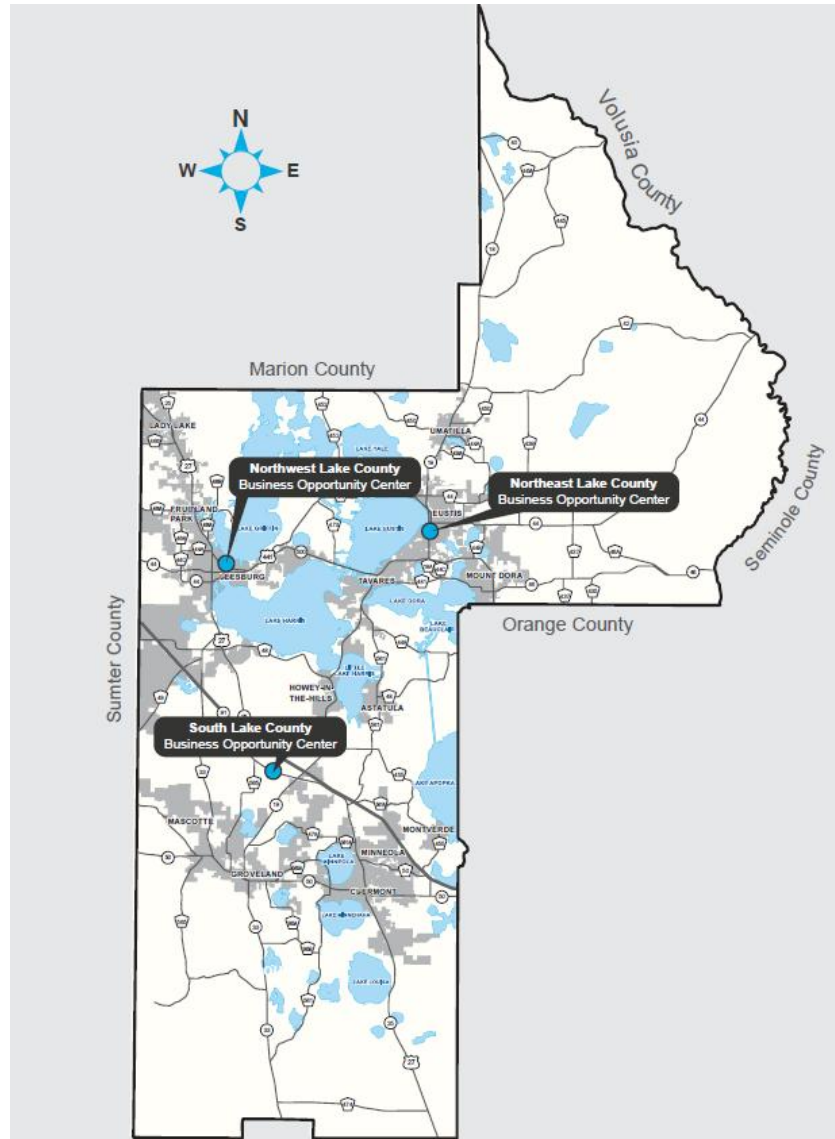
With its prime location, pro-business approach and unparalleled quality of life, Lake County is undoubtedly open for business.

Metro
Orlando
ECONOMIC
DEVELOPMENT
COMMISSION

Lake County Positioning



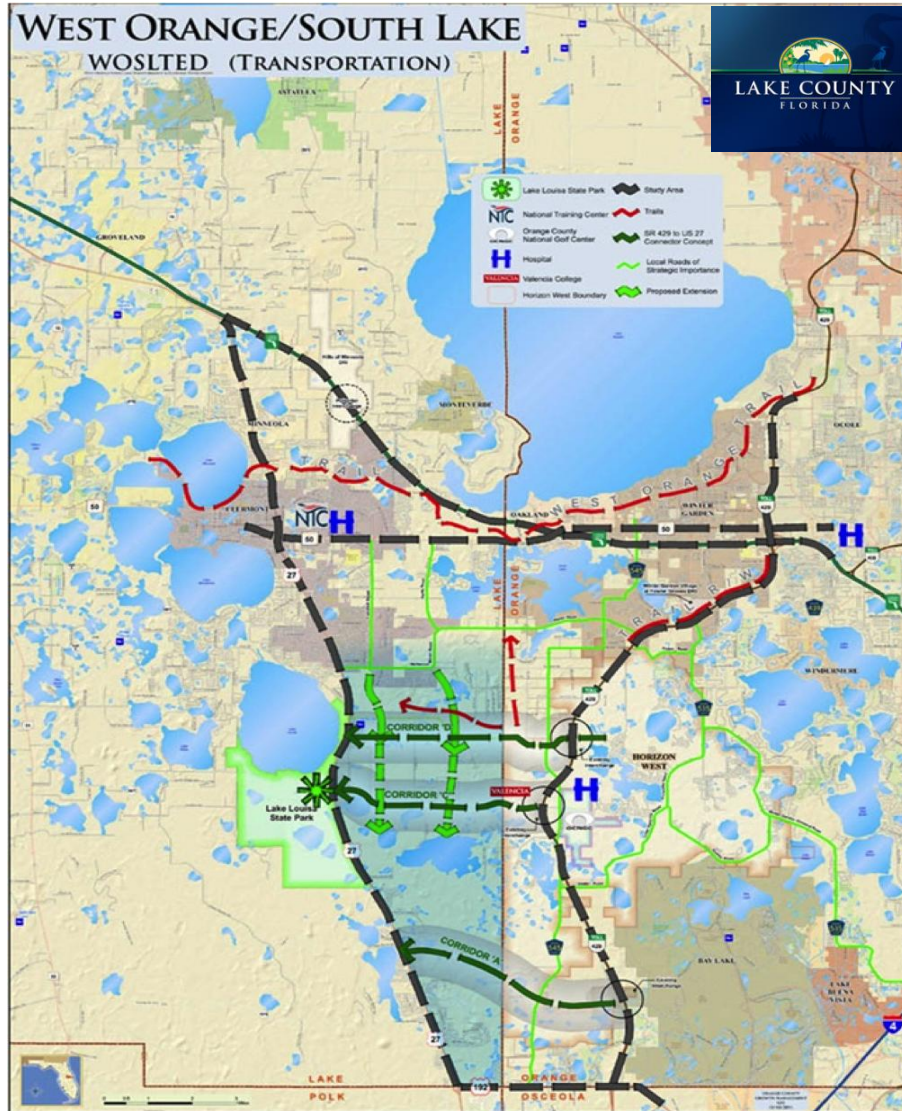
Lake County Business Opportunity Centers





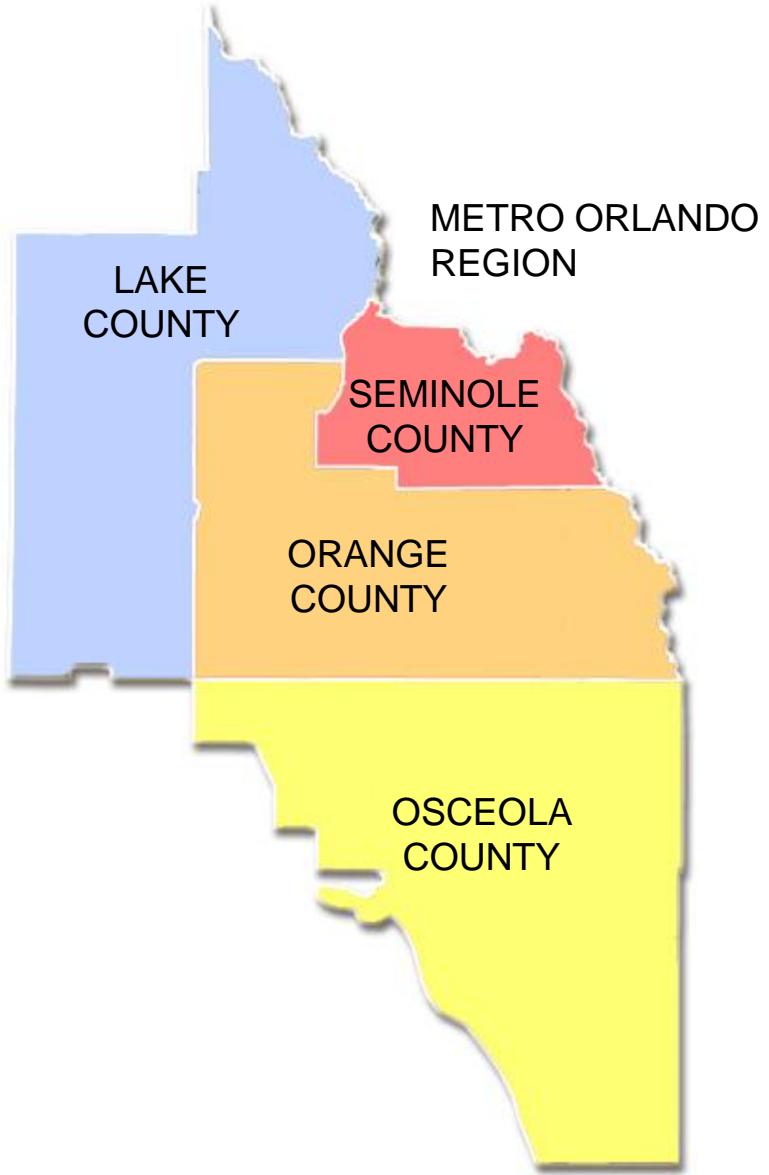
1. Engaged County Leadership
2. Enhanced ED Department
3. **Improved Product Offerings**

Lake County Positioning





- New and Better Jobs
- Increased Capital Investment & Tax Base
- Film Production Revenue
- Business Opportunity Growth
- More Competitive County and Region



Thank You

Metro
Orlando
ECONOMIC
DEVELOPMENT
COMMISSION